



NGEL GLOBAL

Registration manual





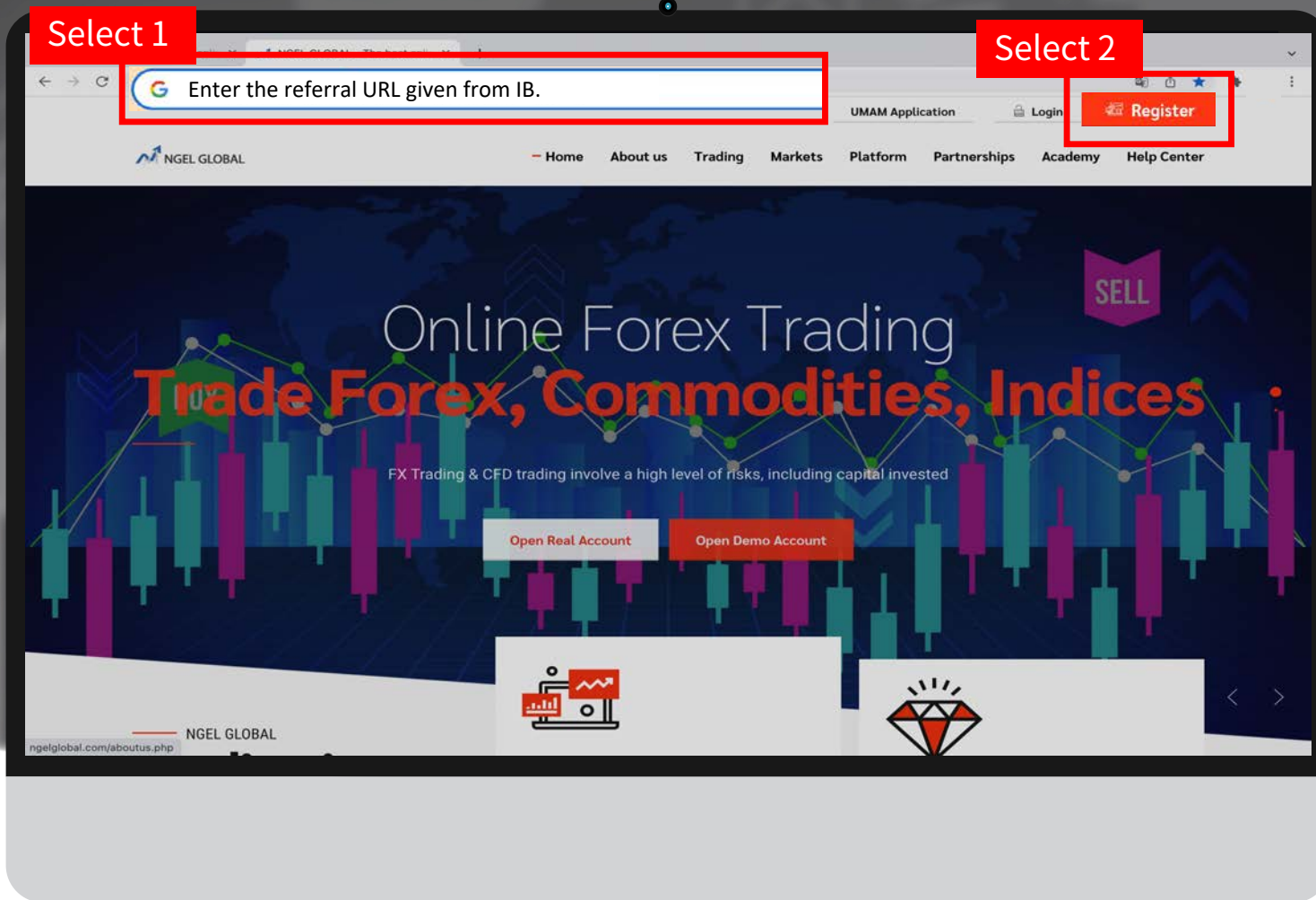
* necessary documents.

1. **Select one proof of ID document**
– Passport/ID card/Driver's license
2. **Select one proof of address document**
– Rental agreement/ Utility bill receipt

ngelglobal.com

Select 1

Select 2



Choose one of the two ways to sign up.

Select 1. Sign up through the IB's referral URL.

Access by entering the referral URL received from each IB(introducing broker) in the address bar.

Select 2. Sign up through the home page.

Click "Register" on the home page of ngelglobal.com.

* If you sign up through the home page, please deliver your IB through the Support menu at the top of the trader room.



Open Live Account

Account Type

FOREX-Live

First Name

Confirm Password

Last Name

Last Name

Phone

Country

+

Select...

Email

Language

lastname@example.com

Select...

By clicking 'Register' below I acknowledge that I have read, fully understand, accept and give my consent to [Terms and conditions](#) as amended from time to time.

Register

Select FOREX-Live from Account Type.

Open Live Account

Account Type

First Name

Last Name

Password

Select...

Email

Language

Select...

By clicking 'Register' below I acknowledge that I have read, fully understand, accept and give my consent to [Terms and conditions](#) as amended from time to time.

Register

Enter your first name
and last name.

Open Live Account

Account Type

FOREX-Live

First Name

Last Name

Phone

+

Select...

Email

lastname@example.com

Language

Select...

By clicking 'Register' below I acknowledge that I have read, fully understand, accept and give my consent to [Terms and conditions](#) as amended from time to time.

Register

Password

Confirm Password

Enter the password.
(8 or more digits including upper case,
lower case, numbers, and special characters)

Enter the same
in the Confirm password.

Open Live Account

Account Type

FOREX-Live

First Name

Password

Last Name

Confirm Password

Phone

▼

Country

Select...

lastname@example.com

Email is required

By clicking 'Register' below I acknowledge that I have read, fully understand, accept and give my consent to [Terms and conditions](#) as amended from time to time.

Register

Phone – select united states and enter your own phone number.

* Or enter your phone number after entering +1. ex) +14251234567

Country – Select united states.

Open Live Account

Account Type

FOREX-Live

First Name

Password

Last Name

Confirm Password

Phone

+ 01028617593

Country

Korea, Republic of

Email

*****@gmail.com

Language

English

Register

Email – Enter the email address to register.

Language – Select English.

Open Live Account

Account Type

FOREX-Live

First Name

Password

Last Name

Confirm Password

Phone

+1 *****

Country

United States

Email

*****@*****.com

Language


English

By clicking 'Register' below I acknowledge that I have read, fully understand, accept and give my consent to [Terms and conditions](#) as amended from time to time.

Register

Check the terms and conditions agreement and click Register.

ngelglobal.com



Confirmation of account confirmation mail sent to the registered email address.

(If there's none, check the spam box)

click confirmation Url.

ngelglobal.com

Email Confirmed

[Go To Login Page](#)

Click go To Login Page.

ngelglobal.com



@gmail.com

.....

 [Forgot Password?](#)

Log In

Enter the registered email and password and click Log In.

The screenshot shows the NGEL Partners user interface. At the top left, the logo 'NGEL PARTNERS' is visible. The navigation menu includes 'HOME', 'DOWNLOADS', and 'SUPPORT'. On the right side, there are icons for a globe, a US flag, and a user profile. The main content area is titled 'Welcome to NGEL Partners.' and includes a message about uploading a 'PERSONAL INFORMATION' document. A red box highlights a status box on the left side of the main content area, which contains the following information:

- Status: **Inactive**
- Type: **Retail**
- since: **2022-02-09**

Below the status box, there is a sidebar with navigation options: 'Open Accounts', 'Deposit & Withdrawal', 'Trading', 'IB Partnership', and 'Investments & Fund Mgmt'. The 'Accounts' section is currently selected, showing a 'Reload' button. The main content area also features a 'Recent Trading Activity' section with a table header for 'MetaTrader 4' and a 'No data to display' message. A risk warning note is visible at the bottom of the page.

Initial screen when log in.

*look at the left box, it is inactive status.
(Can't deposit or withdraw money)

NGEL PARTNERS HOME DOWNLOADS SUPPORT

Status: **Inactive**
Type: **Retail**
since: **2022-02-09**

Live Support
OFFLINE

Open Accounts >
Deposit & Withdrawal >
Trading >
IB Partnership >
Investments & Fund Mgmt >

Accounts Reload

Welcome to NGEL Partners.

First of all, click "PERSONAL INFORMATION icon" on the top right of the current page, click "My Profile" to check your account information and proof of address document. Only when this is completed can you "open your live account" and trading normal use on your computer.

Please upload documents: [My Profile](#)

Recent Trading Activity

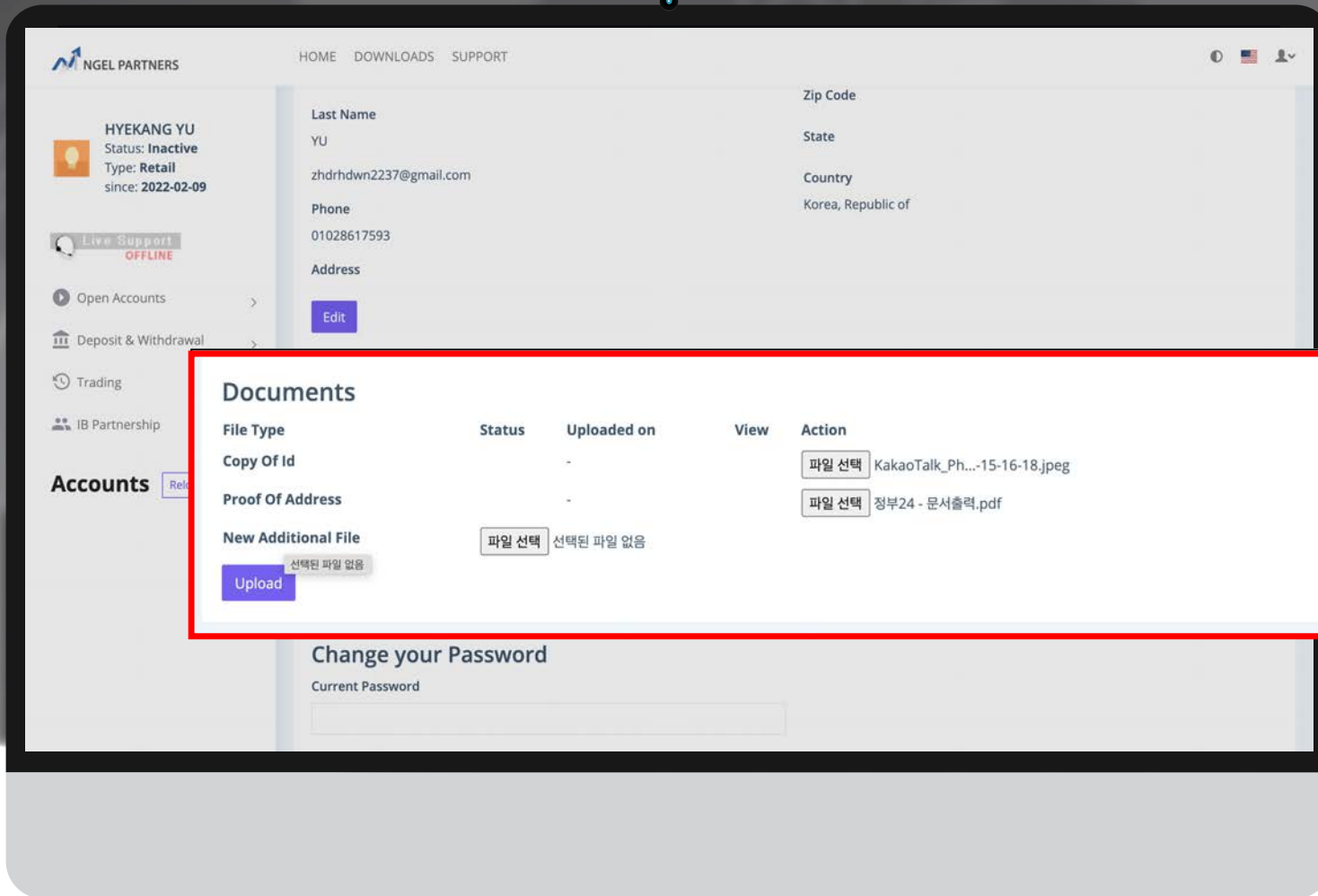
MetaTrader 4

Login	Order	Open Time	Type	Volume	Symbol	Open Price	SL	TP	Close Time	Close Price
No data to display										
0 selected / 0 total										

Risk Warning Note: Forex and CFDs trading carries a high level of risk that may not be suitable for all investors. Leverage creates additional risk and loss exposure. Before you decide to trade foreign exchange, carefully consider your investment objectives, experience level, and risk tolerance. You could lose some or all of your initial investment; do not invest money that you cannot afford to lose. Educate yourself on the risks associated with foreign exchange trading and seek advice from an independent financial or tax advisor if you have any questions.

© Copyright 2021 All Rights Reserved. Various trademarks held by their respective owners.

Click on the profile icon at the top right – My Profile to activate your account.



Attachment of ID document to
"Copy of Id".
(Passport/ID card/Driver's license)

Attachment of address documents to
"Proof Of Address".
(Rental agreement/ Utility bill receipt)

* The file capacity is less than 2MB

Click upload.

NGEL PARTNERS HOME DOWNLOADS SUPPORT

Welcome to NGEL Partners.

Status: **Active**
Type: **Retail**
since: **2022-02-09**

Open Accounts >
Deposit & Withdrawal >
Trading >
IB Partnership >
Investments & Fund Mgmt >

Accounts [Reload](#)

TRADING

2147011281	\$0.00
FOREX-Live 1:200	15 Days
2147011284	\$0.00
FOREX-Live 1:200	14 Days

Recent Trading Activity

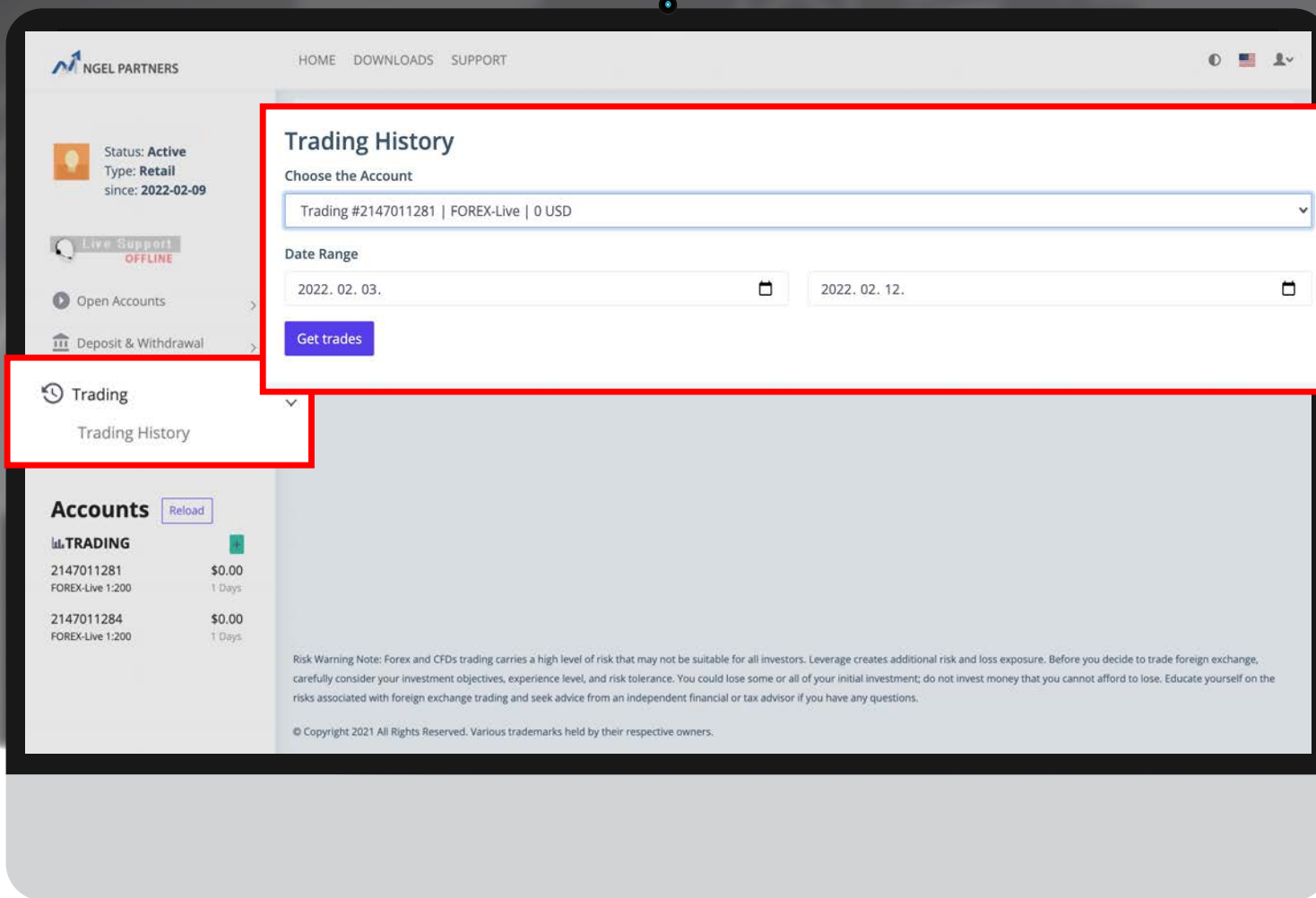
MetaTrader 4

Login	Order	Open Time	Type	Volume	Symbol	Open Price	SL	TP	Close Time	Close Price
No data to display										
0 selected / 0 total										

Risk Warning Note: Forex and CFDs trading carries a high level of risk that may not be suitable for all investors. Leverage creates additional risk and loss exposure. Before you decide to trade foreign exchange, carefully consider your investment objectives, experience level, and risk tolerance. You could lose some or all of your initial investment; do not invest money that you cannot afford to lose. Educate yourself on the risks associated with foreign exchange trading and seek advice from an independent financial or tax advisor if you have any questions.

© Copyright 2021 All Rights Reserved. Various trademarks held by their respective owners.

Afterwards, the status will be changed to Active through screening. (It takes about 30 minutes to 24 hours)



Once the account is confirmed after signing up, an account is created and trading is possible.



Dear |

Congratulations!

Your new MT4 account has been approved. You can find your login credentials below.

MT4 Account: [REDACTED]

Master Password: [REDACTED]

Investor Password: [REDACTED]

This information is necessary for accessing MT4, and for trading, you must install MT4 on your PC or install a mobile app.

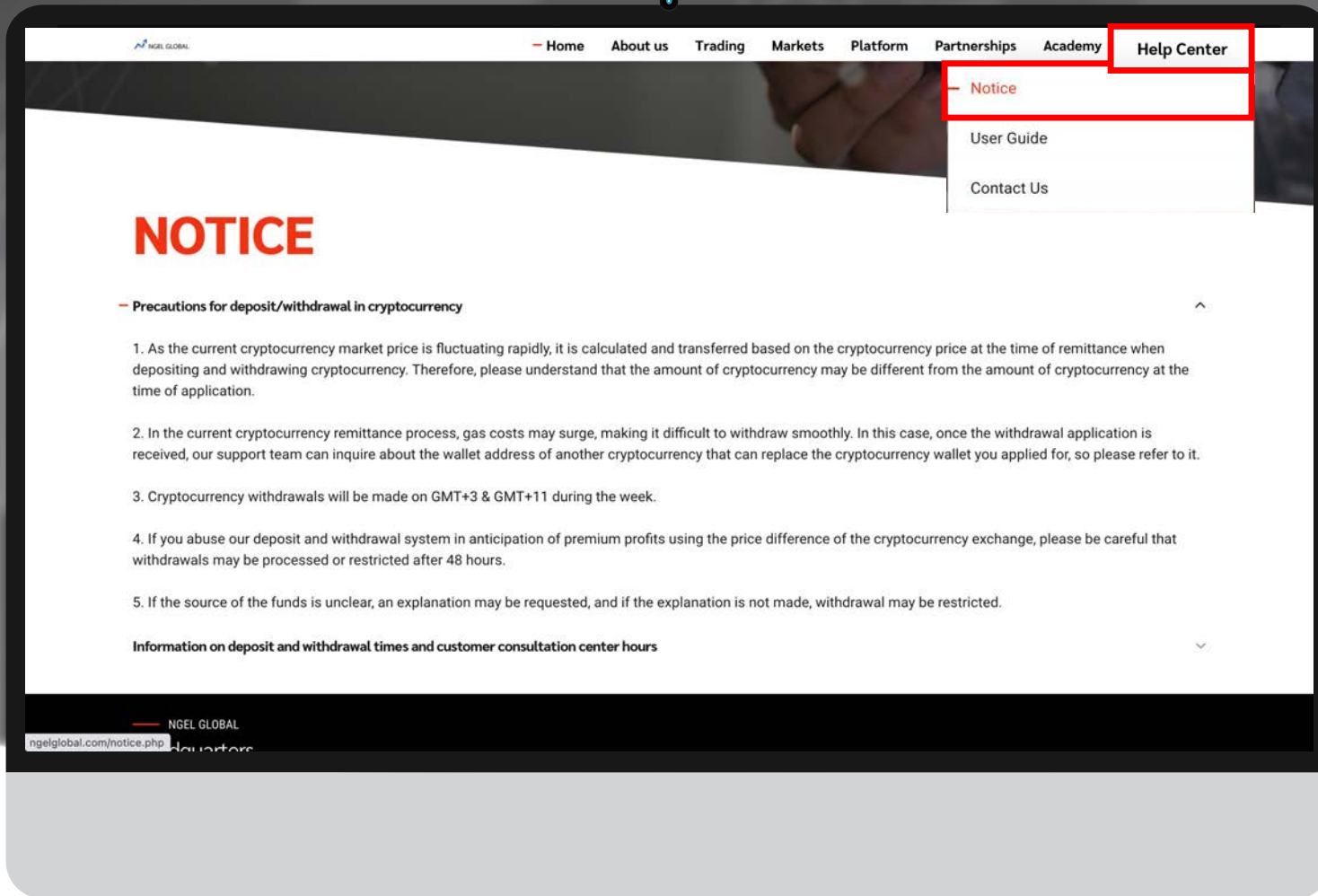
You can log in to the Trader Room and check the "Download" bulletin board for the MT4 installation file for your PC.

You can download and install mobile devices directly from Google Play or App Store.

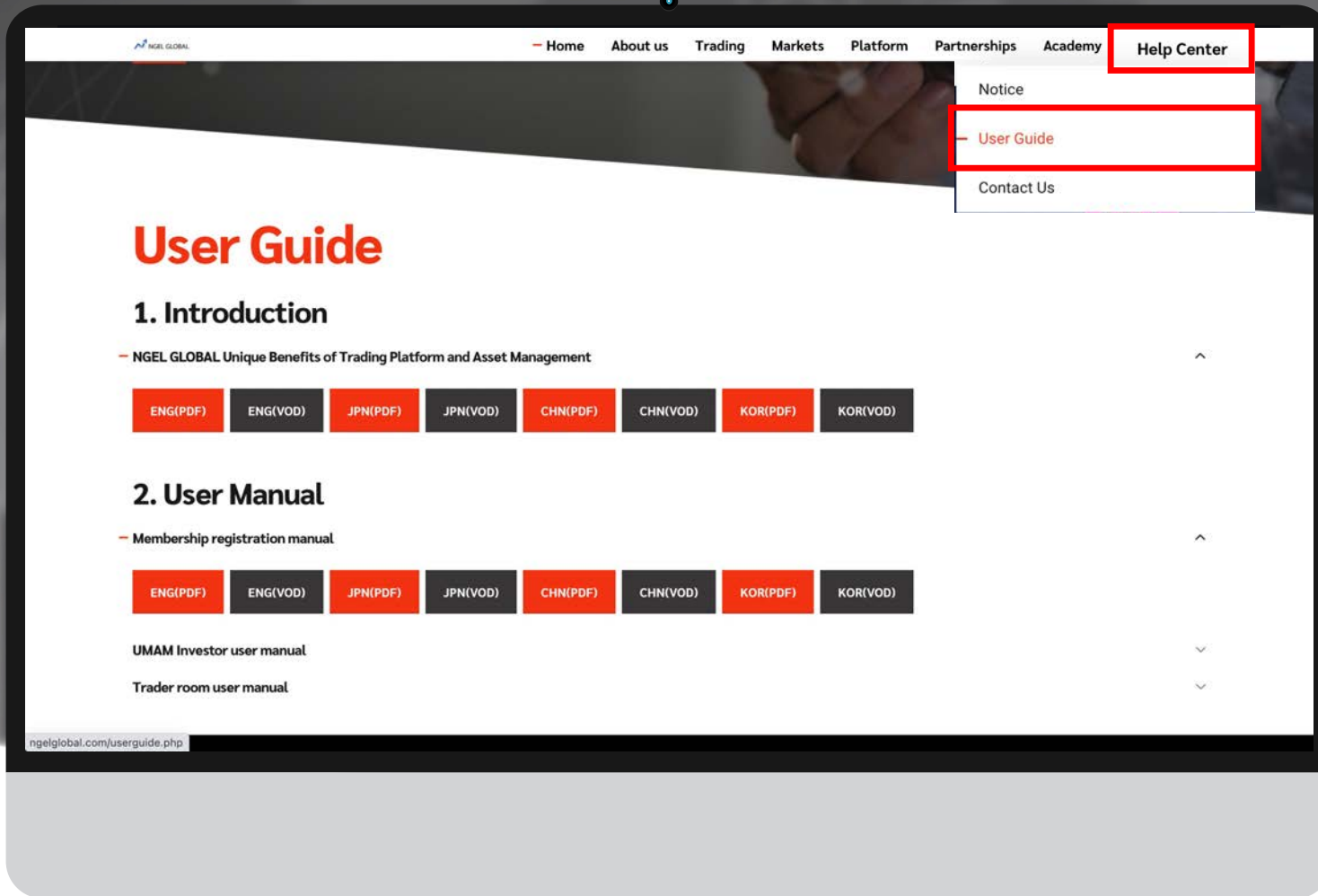
For your information leverage will be opened under the conditions you chose when applying for an MT4 account.

You can check your account and password in the Account Approved mail sent to your email.

Connect with Master Password
= You can trade.
Connect with Investor password.
= You can only read it.

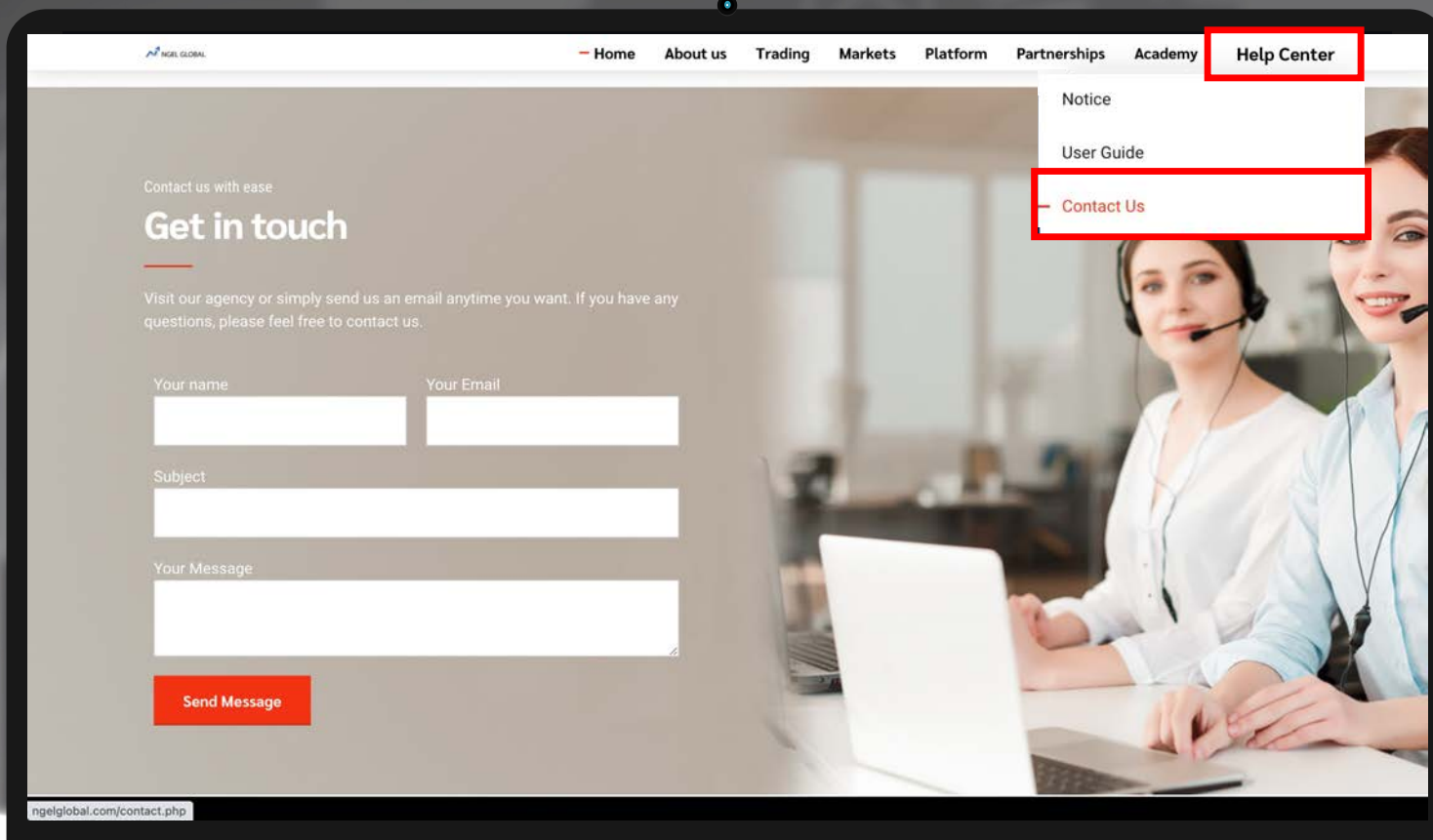


You can view main announcements and Precautions in the "Help Center" – "Notice" menu at the top right of the nigelglobal.com website.



You can view company introduction material and user manual in the "Help Center" – "User Guide" menu at the top right of the ngelglobal.com website.

ngelglobal.com



You can send your questions directly to the support team in the "Help Center" – "Contact Us" menu at the top right of the ngelglobal.com website for answers.

NGEL GLOBAL USER MANUAL



<http://ngelglobal.com/>

